


# Welcome to Compass

A guide for parents and families

# Compass'a hoş geldiniz

Ebeveynler ve aileler için bir  
rehber



Our school uses **Compass**  
as our Parent Portal

Okulumuz Veli Portalımız  
olarak Compass'ı  
kullanıyor

## What does Compass do for me?

Using Compass allows you to access up-to-date and meaningful information about our school and your child's progress. Compass includes many different features, including the ability to:

- Monitor your child's attendance, and enter an explanation for absence or lateness
- Communicate with your child's teachers, and update your family contact details
- View your child's timetable and the school calendar
- Monitor your child's homework and assessment tasks
- Download and view your child's progress and semester reports
- Book parent-teacher conferences
- Pay and provide consent for events and school fees

Our school will advise parents when each of these features becomes available for parent use.

## Pusulaya benim için ne yapar?

Pusulayı kullanmak, okulumuz ve çocuğunuzun gelişimi hakkında güncel ve anlamlı bilgilere erişmenizi sağlar. Pusula aşağıdakiler de dahil olmak üzere birçok farklı özelliğe sahiptir:

- Çocuğunuzun devamını izleyin ve devamsızlık veya gecikme için bir açıklama girin
- Çocuğunuzun öğretmenleriyle iletişim kurun ve ailenizin iletişim bilgilerini güncelleyin
- Çocuğunuzun ders programını ve okul takvimini görüntüleyin
- Çocuğunuzun ev ödevlerini ve değerlendirme görevlerini izleyin
- Çocuğunuzun ilerleme ve dönem raporlarını indirin ve görüntüleyin
- Kitap veli-öğretmen konferansları
- Etkinlikler ve okul ücretleri için ödeme yapın ve onay verin
- 

Okulumuz, bu özelliklerin her biri ebeveynlerin kullanımına sunulduğunda ebeveynlere bilgi verecektir.

## Accessing Compass

Compass is a web-based system that is accessible on any modern web browser (Internet Explorer, Firefox, Chrome, Safari) or by using the Compass iOS or Android apps. Search for 'Compass School Manager' in the store.

Every family receives a separate login to Compass which will be provided to you by our school. To access the parent portal, go to our school website and click the Compass link on the homepage.

Alternatively, if you are having trouble finding the Compass link you can go to <http://schools.compass.edu.au> where you can search for and find our school's direct URL.



## Pusulaya Eriřim

Compass, herhangi bir modern web tarayıcısından (Internet Explorer, Firefox, Chrome, Safari) veya Compass iOS veya Android uygulamalarını kullanarak erişilebilen web tabanlı bir sistemdir. Mağazada 'Pusula Okul Müdürü'nü arayın.

Her aileye, okulumuz tarafından size sağlanacak olan Compass'a ayrı bir giriş hakkı verilir. Ebeveyn portalına erişmek için okulumuzun web sitesine gidin ve ana sayfadaki Pusula bağlantısına tıklayın.

Alternatif olarak, Pusula bağlantısını bulmakta sorun yaşıyorsanız <http://schools.compass.edu.au> adresine giderek okulumuzun doğrudan URL'sini arayabilir ve bulabilirsiniz.





# Logging in to Compass

To log in you will require your unique family username and password. These details will be provided to you by our school.

Upon first login, you will be required to change your password and confirm your email address and mobile phone number. These details may be used by our school for SMS, password recovery and email communication throughout the year.

If you have lost your details or forgotten your password, you can recover your details by clicking the 'Can't access your account?' link on the front page.

Please note: This booklet provides an overview of key features within Compass, our school may not have yet enabled all of these modules at this time.

## Compass'ta oturum açma

Oturum açmak için benzersiz aile kullanıcı adınıza ve şifrenize ihtiyacınız olacak. Bu detaylar okulumuz tarafından tarafınıza iletilecektir.

İlk giriş yaptığınızda şifrenizi değiştirmeniz ve e-posta adresinizi ve cep telefonu numaranızı onaylamanız istenecektir. Bu bilgiler okulumuz tarafından yıl boyunca SMS, şifre kurtarma ve e-posta iletişimi amacıyla kullanılabilir.

Bilgilerinizi kaybettiyse veya şifrenizi unuttuysanız ön sayfadaki 'Hesabınıza erişemiyor musunuz?' bağlantısını tıklayarak bilgilerinizi kurtarabilirsiniz.

Lütfen unutmayın: Bu kitapçık Compass'ın temel özelliklerine genel bir bakış sunmaktadır; okulumuz şu anda bu modüllerin tamamını henüz etkinleştirmemiş olabilir.

# The Compass home screen

The home screen provides you with relevant alerts and news, as well as quick access to your child's profile.

## School Calendar

View details of upcoming events, your child's timetable and other relevant school-wide activities.

## Your children

Provides you with a quick summary of available options and highlights a summary of upcoming and overdue tasks.

To access more information click on the relevant quick link or select Profile to access detailed information about your child.

The screenshot shows the Compass home screen for a parent of a child named Harry Potter. The interface is dark-themed with a blue header bar. The header contains a home icon, a calendar icon, a pencil icon, a grid icon, and a user icon labeled 'Mr Sirius BLACK' with a settings gear icon. The main content area is divided into several sections. On the left, there is a 'Welcome to the Hogwarts P-12 Portal' section with a sub-header 'Harry POTTER' and a list of quick links: 'Profile (Attendance, Schedule, Reports)', 'Send email to Harry's teachers', 'Add Attendance Note/Approval (Approved Absence/Late)', 'View Academic Reports', and 'Book Parent Teacher Interviews'. Below these links are two task notifications: '1 overdue learning task' and '1 learning task due in the next week'. On the right, there is a 'Compass' header with the Hogwarts crest. Below this is a 'My News' section with three items: 'Course Confirmation/School Payments', 'Event Consent/Payment Required', and 'Attendance: Attendance Note/Approval Required'. At the bottom right, there is a 'Winners!' section with a congratulatory message for the Quidditch Team and two small images: one of a hand holding a golden snitch and another of the Quidditch team.

## Main Menu

Allows you to access other Compass and school resources. The tools icon allows you to update your contact details and change your password.

## Alerts

Custom notifications for items that require your action or attention. These may include excursion notifications, ordering options for school photos, absence notifications, surveys, student report availability and more.

## News

Recent school news items and information relevant to you. This may include newsletters, details of upcoming events and much more.

# Pusula ana ekranı

Ana ekran size ilgili uyarılar ve haberlerin yanı sıra çocuğunuzun profiline hızlı erişim sağlar.

## Okul Takvimi

Yaklaşan etkinliklerin ayrıntılarını, çocuğunuzun ders programını ve okul çapındaki diğer ilgili etkinlikleri görüntüleyin.

## Çocuklarınızın

Size mevcut seçeneklerin hızlı bir özetini sunar ve bir konuyu vurgular. yaklaşanların özeti ve gecikmiş görevler.

Daha fazla bilgiye erişmek için ilgili hızlı bağlantı veya seçin  
Çocuğunuzla ilgili detaylı bilgilere ulaşmak için profil.

Welcome to the Hogwarts P-12 Portal

Use the links listed for each of your children to explore the portal. Please keep your mobile phone number and email address up to date (Tools > Update My Details). The school will use this to contact you regarding attendance, events, news and more.

**Harry POTTER**

- Profile (Attendance, Schedule, Reports)
- Send email to Harry's teachers
- Add Attendance Note/Approval (Approved Absence/Late)
- View Academic Reports
- Book Parent Teacher Interviews

1 overdue learning task  
1 learning task due in the next week

**My News**

**Course Confirmation/School Payments**  
Course confirmation and/or school payments available for completion.  
[Click here to proceed](#)

**Event Consent/Payment Required**  
There are 2 event(s) awaiting your consent and/or payment.  
[Click here for more information](#)

**Attendance: Attendance Note/Approval Required**  
Harry was recorded as 'not present' or 'late' without explanation.  
[Click here for more information](#)

**Winners!**  
Congratulations to our Quidditch Team winning the World Cup!  
4 days ago by Severus SNAPE

## Ana menü

Diğer Pusula ve okul kaynaklarına erişmenizi sağlar. Araçlar simgesi iletişim bilgilerinizi güncellenize ve şifrenizi değiştirmenize olanak sağlar.

## Uyarılar

Eyleminizi veya dikkatinizi gerektiren öğeler için özel bildirimler. Bunlar gezi bildirimlerini, okul fotoğrafları için sipariş seçeneklerini, devamsızlık bildirimlerini, anketleri, öğrenci raporlarının kullanılabilirliğini ve daha fazlasını içerebilir.

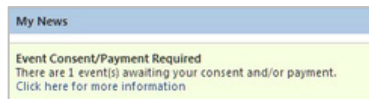
## Haberler

En son okul haberleri ve sizinle ilgili bilgiler. Bu, haber bültenlerini, yaklaşan etkinliklerin ayrıntılarını ve çok daha fazlasını içerebilir.

# Consent and Payments

1

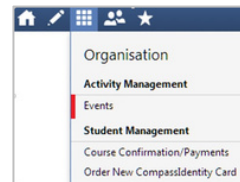
From the Compass home screen, click on the event alert under 'My News' (screenshot 1) or navigate to 'Events' under the *Organisation* menu item (screenshot 2).



Screenshot 1

2

From the Events page a list of upcoming events and excursions will be displayed. Click the red 'Process Now' button to provide consent and/or payment (depending upon what the event requires).



Screenshot 2

3

An online payment/consent form will be displayed. Complete all highlighted fields and click the 'Submit Details' button.

Note: If the event has a requirement for both consent and payment, these cannot be done separately. Should you need to provide payment or consent separately, please click 'Print Form (Offline)' to complete the process manually.

# Rıza ve Ödemeler

1

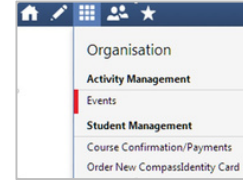
Pusula ana ekranından, 'Haberlerim' altındaki etkinlik uyarısına tıklayın (ekran görüntüsü 1) veya Organizasyon menüsü öğesi altındaki 'Etkinlikler'e gidin (ekran görüntüsü 2).



Ekran görüntüsü 1

2

Etkinlikler sayfasında yaklaşan etkinliklerin ve gezilerin bir listesi görüntülenecektir. Onay ve/veya ödeme sağlamak için kırmızı 'Şimdi İşle' düğmesini tıklayın (olayın gerektirdiğine bağlı olarak).



Ekran görüntüsü 2

3

Çevrimiçi bir ödeme/onay formu görüntülenecektir. Vurgulanan tüm alanları doldurun ve 'Ayrıntıları Gönder' düğmesini tıklayın.

Not: Etkinliğin hem onay hem de ödeme zorunluluğu varsa bunlar ayrı ayrı yapılamaz. Ayrı olarak ödeme yapmanız veya onay vermeniz gerekiyorsa, lütfen işlemi manuel olarak tamamlamak için 'Formu Yazdır (Çevrimdışı)' seçeneğini tıklayın.

# Student Profile

Everything for your child, in one place.

The student profile can be accessed by clicking on your child's name from the home screen.

The student profile dashboard provides you with an overview of today's classes and activities, the ability to email your child's teachers, and a summary of teacher observations (Student Chronicle).

For more detailed information, including assessment tasks, attendance, surveys and academic reports, navigate through the tabs along the top of the profile.

The screenshot shows a user interface for a student profile. At the top, there is a navigation bar with icons for home, calendar, pencil, grid, and people, and a user profile for 'Mr Sirius BLACK'. The main heading is 'Student: Harry POTTER, 12A, Year 12'. Below this are several tabs: Dashboard, Schedule, Learning Tasks, Attendance, Reports, Analytics, Assets, and Insights. The 'Dashboard' tab is active, showing a student profile card for Harry Potter with details: Male, 17 years, 4 months (01/01/1999), Gryffindor, 12A, Year 12, and Student IDs: SM0036, POT0001. There is an 'Email' button and an 'Add' button. Below the profile card is a 'Student Chronicle' section with a 'Date Filter' set to 'This Year'. It displays three entries: 'Confiscation' (Mobile Phone, -10), 'Lunch-Time Out - please refer to email' (Well behaved, +3), and 'Student Leadership Role' (School Vice-Captain, +1). The 'Schedule' tab is also visible, showing a daily schedule for Monday, 16 May 2016, with classes from 8am to 1pm.

Student: Harry POTTER, 12A, Year 12

Dashboard Schedule Learning Tasks Attendance Reports Analytics Assets Insights

Student: Harry POTTER

Details: Male - 17 years, 4 months (01/01/1999)  
Groups: GRYFFINDOR, 12A, Year 12  
Student IDs: SM0036, POT0001

Email + Add

Monday, 16 May 2016

8am  
9am  
10am  
11am  
12pm  
1pm

8:50: 1 - H133B - 20 - LMA  
9:51: 2 - H133B - 20 - LMA  
11:12: 3 - 8YAA - 25 - COL  
12:13: 4 - PY833A - 18 - DUN

Student Chronicle

Date Filter: This Year

Displaying entries made between 1/1/2016 and 31/12/2016 for: All Categories

**Confiscation**  
Recorded by JDLF Admins - JDLF  
Item Type: Mobile Phone  
-10  
Confiscation  
Recorded May 12 at 11:26am

**Lunch-Time Out - please refer to email**  
Recorded by JDLF Admins - JDLF  
+3  
Lunch Time Out Overview: Well behaved  
Attitude/Behaviour  
Recorded May 12 at 11:38am

**Student Leadership Role**  
Recorded by JDLF Admins - JDLF  
+1  
Role: School Vice-Captain  
Programs  
Recorded May 6 at 09:18am, Occurred May 6 at 09:17am  
Pin Expires: Feb 13 at 11:59pm

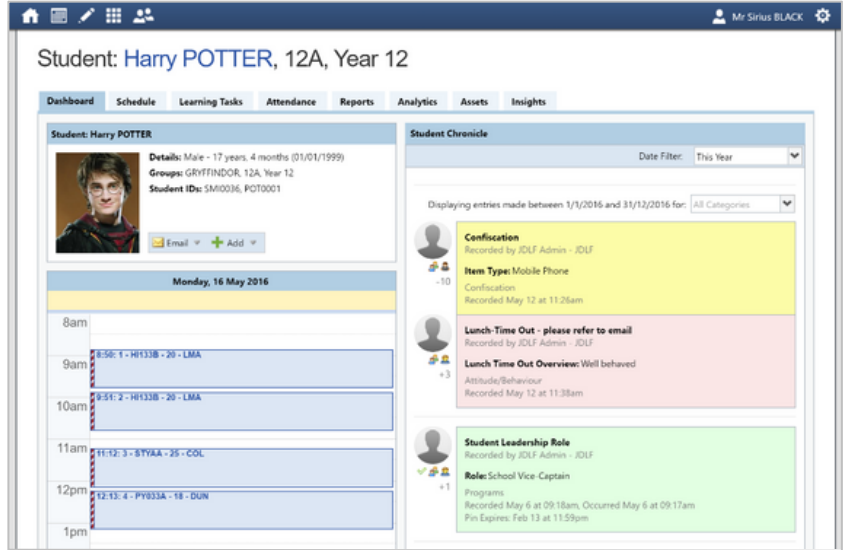
# Öğrenci profili

Çocuğunuz için her şey tek bir yerde.

Ana ekrandan çocuğunuzun ismine tıklayarak öğrenci profiline ulaşabilirsiniz.

Öğrenci profili kontrol paneli size bugünün sınıfları ve etkinlikleri hakkında genel bir bakış, çocuğunuzun öğretmenlerine e-posta gönderme olanağı ve öğretmen gözlemlerinin bir özeti (Student Chronicle) sunar.

Değerlendirme görevleri, katılım, anketler ve akademik raporlar dahil daha ayrıntılı bilgi için profilin üst kısmındaki sekmelerde gezinir.



Student: **Harry POTTER**, 12A, Year 12

Dashboard Schedule Learning Tasks Attendance Reports Analytics Assets Insights

Student: **Harry POTTER**

Details: Male - 17 years, 4 months (01/01/1999)  
Groups: GRYFFINDOR, 12A, Year 12  
Student IDs: SM0036, POT0001

Email + Add

Monday, 16 May 2016

8am  
9am  
10am  
11am  
12pm  
1pm

8:50: 1 - H133B - 20 - LMA  
9:51: 2 - H133B - 20 - LMA  
11:12: 3 - 8YAA - 25 - COL  
12:13: 4 - PY833A - 18 - DUN

Student Chronicle

Date Filter: This Year

Displaying entries made between 1/1/2016 and 31/12/2016 for: All Categories

**Confiscation**  
Recorded by JDLF Admins - JDLF  
Item Type: Mobile Phone  
-10  
Confiscation  
Recorded May 12 at 11:26am

**Lunch-Time Out - please refer to email**  
Recorded by JDLF Admins - JDLF  
Lunch Time Out Overview: Well behaved  
+3  
Attitude/Behaviour  
Recorded May 12 at 11:38am

**Student Leadership Role**  
Recorded by JDLF Admins - JDLF  
+1  
Role: School Vice-Captain  
Programs  
Recorded May 6 at 09:18am, Occurred May 6 at 09:17am  
Pin Expires: Feb 13 at 11:59pm



# Learning Tasks

## Individual student view

You can view an up-to-date record of your child's homework and upcoming assessment tasks under the Learning Tasks tab in the student profile.



The screenshot shows the 'Learning Tasks' tab for a student named Harry POTTER, 12A, Year 12. The interface includes a navigation bar with tabs for Dashboard, Schedule, Learning Tasks, Attendance, Reports, Analytics, Assets, and Insights. Below the tabs is a legend for task status: Pending (grey), Overdue (red), Received Late (yellow), and On Time (green). A table lists the tasks with columns for Class, Learning Task, Due Date, and Result.

Class	Learning Task	Due Date	Result
MA113A	Pythagoras Theorem	19/05/2016 04:00 PM	90
HI133B	History Essay	15/05/2016 04:00 PM	-
PH033A	Test 1	No due date	N/A

## Consolidated view

If you have multiple children at the school, you can view a consolidated list by clicking 'Learning Tasks' from the *Teaching and Learning* menu item.



# Öğrenme Görevleri

## Bireysel öğrenci görünümü

Çocuğunuzun ödevlerinin ve gelecek değerlendirme görevlerinin güncel kaydını öğrenci profilindeki Öğrenme Görevleri sekmesinde görüntüleyebilirsiniz.



Student: Harry POTTER, 12A, Year 12

Dashboard Schedule Learning Tasks Attendance Reports Analytics Assets Insights

Legend: Pending Overdue Received Late On Time

Class	Learning Task	Due Date	Result
MA113A	Pythagoras Theorem	19/05/2016 04:00 PM	90
HI133B	History Essay	15/05/2016 04:00 PM	-
PH033A	Test 1	No due date	N/A

## Birleştirilmiş görünüm

Okulda birden fazla çocuğunuz varsa Öğretme ve Öğrenme menü öğesinden 'Öğrenim Görevleri'ne tıklayarak birleştirilmiş bir listeyi görüntüleyebilirsiniz.



# Attendance: Summary

Using Compass you can view up-to-the-second attendance information for your child.

To view your child's attendance, click on the Profile link on the home page and click the Attendance tab.

## Notes/Approvals

This sub-tab provides a comprehensive list of attendance explanations for your child. From this tab you can also add absence notices (both past and future).

## Unexplained

This sub-tab provides a list of all unexplained absences and lates from class. From this tab you can click to approve specific absences.

The screenshot shows the Compass system interface for a student named Harry Potter, 12A, Year 12. The interface is divided into several sections:

- Navigation Menu:** Dashboard, Schedule, Learning Tools, Attendance, Reports, Analytics, Assets, Insights.
- Attendance Sub-tabs:** Summary, Notes/Approvals, Unexplained, Arrivals/Departures, Full Record.
- Daily Snapshot:** Shows a class schedule for the current day (10/15/2018) with time slots from 8:00 am to 2:00 pm. Classes include Physics Unit 3, Math Methods Unit 3, and History Foundations.
- Annual Half Day Summary:** A calendar view showing attendance for the current year (2018) across months from March to August.
- Attendance Summary Table:** A table showing attendance data for various classes. The table has columns for Subject, Class, Form, and attendance metrics (Present, Late, Absent, etc.).

Subject	Class	Form	Class			Use of class			Percentages				
			Pres	Late	Abs	Pres	Lat	Abs	Class %	ATM %	PCE %		
English Unit 3	EN4013C	12A	11	5	0	4	5	4	4	100	100	100	
History Foundations	HE1038	12A	21	14	1	18	1	2	8	71	58	74	
Math Methods Unit 3	MA1113A	12A	10	0	0	10	0	0	0	100	100	100	
Physics Unit 3	PH4013A	12A	17	0	1	8	0	1	4	57	57	67	
Psychology Unit 3	PSY033A	12A	17	15	0	15	0	1	0	1	91	90	91
Special Mathematics W 1	SM11191	12A	2	0	0	2	0	0	0	100	100	100	
Study A	SA170A	12A	11	0	0	8	0	0	0	73	73	73	
HS 1 Generative	HS121	12A	1	1	0	1	0	0	0	100	100	100	
Co-cur		12A	2	0	0	0	0	2	0	0	0	0	

## Daily Snapshot

Provides a quick snapshot of today's classes and your child's attendance marking.

## Attendance Summary

Includes a summary of attendance in each class. For full details about a specific absence, click the appropriate number in the grid. For an explanation of a heading item, hover your mouse over the heading of interest.

When students are marked 'Not Present' in class this can sit in one of three different categories. These include:

**NP Schl** -Not present in class and is explained by a school related activity.

**NP Parnt** -Not present in class and is explained by a parent note.

**NP Unap** -Not present in class with no explanation entered.

# Katılım: Özet

Pusulula'yı kullanarak çocuğunuzun saniyelik yoklama bilgilerini görüntüleyebilirsiniz.

Çocuğunuzun devam durumunu görüntülemek için ana sayfadaki Profil bağlantısına ve Devam sekmesine tıklayın.

## Notlar/Onaylar

Bu alt sekme katılım açıklamalarının kapsamlı bir listesini sağlar. Çocuğunuz için. Bundan sekmesinde devamsızlık bildirimleri de ekleyebilirsiniz (hem geçmiş hem de gelecek).

## Açıklanamayan

Bu alt sekme, açıklanamayan tüm devamsızlıkların ve sınıftan geç kalanların bir listesini sağlar. Bu sekmeden belirli devamsızlıkları onaylamak için tıklayabilirsiniz.



## Günlük Anlık Görüntü

Bugünkü derslerin ve çocuğunuzun yoklama notunun hızlı bir görüntüsünü sağlar.

## Katılım Özeti

Her derse katılımın bir özetini içerir. Belirli bir devamsızlıkla ilgili tüm ayrıntılar için tablodaki uygun numaraya tıklayın. Bir başlık öğesinin açıklaması için fareinizi ilgilendiginiz başlığın üzerine getirin. Öğrenciler sınıfta 'Mevcut Değil' olarak işaretlendiğinde bu, üç farklı kategoriden birine girebilir. Bunlar şunları içerir:

## Attendance: Adding an Attendance Note/Approval

1

From the Compass home screen (or from your student's profile), click the 'Add Attendance Note/Approval' item.



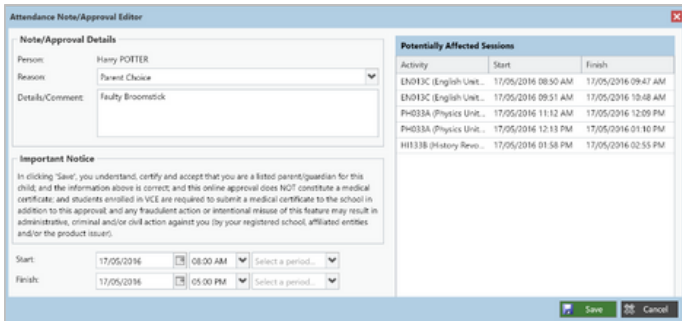
Harry POTTER

- Profile (Attendance, Schedule, Reports)
- Send email to Harry's teachers
- Add Attendance Note/Approval (Approved Absence/Late)**
- View Academic Reports
- Book Parent Teacher Interviews

2

From the pop-up window,

- Select the reason
- Enter a brief description of the absence
- Select the start and finish time
- Click the 'Save' button.



Attendance Note/Approval Editor

**Note/Approval Details**

Person: Harry POTTER

Reason: Parent Choice

Details/Comment: Faculty Broomstick

**Important Notice**

In clicking 'Save', you understand, certify and accept that you are a listed parent/guardian for this child, and the information above is correct; and this online approval does NOT constitute a medical certificate; and students enrolled in VCE are required to submit a medical certificate to the school in addition to this approval; and any fraudulent action or intentional misuse of this feature may result in administrative, criminal and/or civil action against you (by your registered school, affiliated entities and/or the product issuer).

Start: 17/05/2016 08:00 AM

Finish: 17/05/2016 05:00 PM

**Potentially Affected Sessions**

Activity	Start	Finish
EN013C (English Unit...	17/05/2016 08:50 AM	17/05/2016 09:47 AM
EN013C (English Unit...	17/05/2016 09:51 AM	17/05/2016 10:48 AM
PH033A (Physics Unit...	17/05/2016 11:12 AM	17/05/2016 12:09 PM
PH033A (Physics Unit...	17/05/2016 12:13 PM	17/05/2016 01:10 PM
HH33B (History Rev...	17/05/2016 01:58 PM	17/05/2016 02:55 PM

Save Cancel

Note:

Where possible, notes should be entered prior to the absence occurring.

## Katılım: Katılım Notu/Onayı Ekleme

1

Pusula ana ekranından (veya öğrencinizin profilinden), 'Devam Notu/Onay Ekle' ögesine tıklayın.



2

Açılan pencereden,  
-Nedenini seçin  
-Devamsızlığın kısa bir açıklamasını girin  
-Başlangıç ve bitiş zamanını seçin  
-'Kaydet' düğmesine tıklayın.

Attendance Note/Approval Editor

**Note/Approval Details**

Person: Harry POTTER

Reason: Parent Choice

Details/Comment: Faculty Broomedik

**Important Notice**

In clicking 'Save', you understand, certify and accept that you are a listed parent/guardian for this child, and the information above is correct; and this online approval does NOT constitute a medical certificate; and students enrolled in VCE are required to submit a medical certificate to the school in addition to this approval; and any fraudulent action or intentional misuse of this feature may result in administrative, criminal and/or civil action against you (by your registered school, affiliated entities and/or the product issuer).

Start: 17/05/2016 08:00 AM

Finish: 17/05/2016 05:00 PM

**Potentially Affected Sessions**

Activity	Start	Finish
EN013C (English Unit...	17/05/2016 08:50 AM	17/05/2016 09:47 AM
EN013C (English Unit...	17/05/2016 09:51 AM	17/05/2016 10:48 AM
PH033A (Physics Unit...	17/05/2016 11:12 AM	17/05/2016 12:09 PM
PH033A (Physics Unit...	17/05/2016 12:13 PM	17/05/2016 01:10 PM
HH33B (History Rev...	17/05/2016 01:58 PM	17/05/2016 02:55 PM

Save Cancel

Not:

Mümkün olduğu takdirde, notlar devamsızlık meydana gelmeden önce girilmelidir.

# Viewing Academic Reports

1

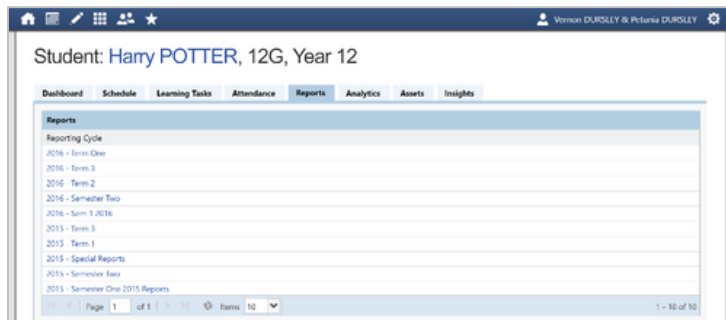
From the home screen, click on the 'View Academic Reports' item or navigate to the student profile and click the 'Reports' tab.



A screenshot of a user interface for a student named Harry Potter. The header shows the student's name. Below it is a list of actions: Profile (Attendance, Schedule, Reports), Send email to Harry's teachers, Add Attendance Note/Approval (Approved Absence/Late), View Academic Reports, Book Parent Teacher Interviews, and 1 overdue learning task. A small portrait of Harry Potter is on the right. A blue line points from the 'View Academic Reports' option to the main screenshot below.

2

A list of Academic Reports will be displayed. Click the Report title to download the PDF to your device.



A screenshot of the 'Reports' tab in the student profile for Harry Potter, 12G, Year 12. The interface shows a navigation bar with tabs for Dashboard, Schedule, Learning Tasks, Attendance, Reports, Analytics, Assets, and Insights. The 'Reports' tab is active, displaying a list of reporting cycles. The list includes: 2016 - Term One, 2016 - Term 3, 2016 - Term 2, 2016 - Semester Two, 2016 - Sem 1 2016, 2015 - Term 3, 2015 - Term 1, 2015 - Special Reports, 2015 - Semester Two, and 2015 - Semester One 2015 Reports. At the bottom, there is a pagination control showing 'Page 1 of 1' and 'Items 10'.

# Akademik Raporları Görüntüleme

1

Ana ekrandan 'Akademik Raporları Görüntüle' ögesine tıklayın veya öğrenci profiline gidip 'Raporlar' sekmesine tıklayın.

2

Akademik Raporların bir listesi görüntülenecektir. PDF'yi cihazınıza indirmek için Rapor başlığına tıklayın.

**Harry POTTER**

- Profile (Attendance, Schedule, Reports)
- Send email to Harry's teachers
- Add Attendance Note/Approval (Approved Absence/Late)
- View Academic Reports
- Book Parent Teacher Interviews
- 1 overdue learning task



Student: **Harry POTTER**, 12G, Year 12

Dashboard Schedule Learning Tasks Attendance Reports Analytics Assets Insights

**Reports**

Reporting Cycle
2016 - Term One
2016 - Term 3
2016 - Term 2
2016 - Semester Two
2016 - Sem 1 2016
2015 - Term 3
2015 - Term 1
2015 - Special Reports
2015 - Semester Two
2015 - Semester One 2015 Reports

Page 1 of 1 Items 10

1 - 10 of 10



# Parent-Teacher Conferences

Using Compass you can book your parent-teacher conferences online.

1

On the home screen, beside the student you wish to make bookings for, click 'Book Parent Teacher Interviews'.



Harry POTTER

- Profile (Attendance, Schedule, Reports)
- Send email to Harry's teachers
- Add Attendance Note/Approval (Approved Absence/Late)
- View Academic Reports
- Book Parent Teacher Interviews
- 1 overdue learning task

2

A list of parent-teacher interview cycles will be displayed along with their booking status. Click "My Bookings" on the relevant cycle.

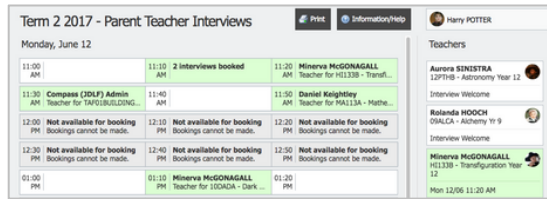


Conferences

Cycle Name	My Bookings
Term 2 2017 - Parent Teacher Interviews First Slot: Monday, June 12 2017 - 11:00 AM, Last Slot: Wednesday, June 21 2017 - 03:50 PM	My Bookings
Term 3 - Training Example First Slot: Thursday, June 22 2017 - 04:00 PM, Last Slot: Friday, June 23 2017 - 12:30 PM	My Bookings

3

Your booking sheet will be displayed and will show all available booking times. Click on a time in the grid to display teachers available for booking at that time, and then click the teacher's name to make your booking.



Term 2 2017 - Parent Teacher Interviews

Monday, June 12

11:00 AM	11:10 AM	11:20 AM
	2 Interviews booked	Minerva McGONAGALL Teacher for H1133B - Transf...
11:30 AM	11:40 AM	11:50 AM
Compass (JOLP) Admin Teacher for TAPOBUILDING...		Daniel Keightley Teacher for MA113A - Mathe...
12:00 PM	12:10 PM	12:20 PM
Not available for booking Bookings cannot be made.	Not available for booking Bookings cannot be made.	Not available for booking Bookings cannot be made.
12:30 PM	12:40 PM	12:50 PM
Not available for booking Bookings cannot be made.	Not available for booking Bookings cannot be made.	Not available for booking Bookings cannot be made.
01:00 PM	01:10 PM	01:20 PM
	Minerva McGONAGALL Teacher for 10GADA - Dark ...	

Teachers

- Aurora SINISTRA  
12P7HB - Astronomy Year 12  
Interview Welcome
- Rolanda HOODCH  
09ALCA - Alchemy Y1-9  
Interview Welcome
- Minerva McGONAGALL  
H1133B - Transfiguration Year 12  
Mon 12/06 11:20 AM

Note: You can view a teacher's availability by clicking on the teacher's name on the right side of the booking page.

# Ebeveyn öğretmen konferansları

Compass'ı kullanarak veli-öğretmen konferanslarınızı çevrimiçi olarak rezerve edebilirsiniz.

1

Ana ekranda rezervasyon yapmak istediğiniz öğrencinin yanındaki 'Veli-Öğretmen Görüşmesi Rezervasyonu Yap' seçeneğine tıklayın.

2

Veli-öğretmen görüşme döngülerinin bir listesi, rezervasyon durumlarıyla birlikte görüntülenecektir. "Rezervasyonlarım"a tıklayın ilgili döngüde.

3

Rezervasyon sayfanız görüntülenecek ve mevcut tüm rezervasyon saatlerini gösterecektir. O anda rezervasyon için uygun olan öğretmenleri görüntülemek için kılavuzda bir zamana tıklayın ve ardından rezervasyonunuzu yapmak için öğretmenin adına tıklayın.

Not: Rezervasyon sayfasının sağ tarafındaki öğretmenin ismine tıklayarak bir öğretmenin müsaitlik durumunu görüntüleyebilirsiniz.

Harry POTTER

- Profile (Attendance, Schedule, Reports)
- Send email to Harry's teachers
- Add Attendance Note/Approval (Approved Absence/Late)
- View Academic Reports
- Book Parent Teacher Interviews
- 1 overdue learning task

### Conferences

Conference Cycles	
Term 2 2017 - Parent Teacher Interviews First Slot: Monday, June 12 2017 - 11:00 AM, Last Slot: Wednesday, June 21 2017 - 03:50 PM	<a href="#">My Bookings</a>
Term 3 - Training Example First Slot: Thursday, June 22 2017 - 04:00 PM, Last Slot: Friday, June 23 2017 - 12:30 PM	<a href="#">My Bookings</a>

### Term 2 2017 - Parent Teacher Interviews

Monday, June 12

11:00 AM	11:10 AM	11:20 AM
	2 Interviews booked	Minerva McGONAGALL Teacher for H1133B - Transf...
11:30 AM	11:40 AM	11:50 AM
Compass (JDLF) Admin Teacher for TAPO1RULDDING...		Daniel Keightley Teacher for MA113A - Mathe...
12:00 PM	12:10 PM	12:20 PM
Not available for booking Bookings cannot be made.	Not available for booking Bookings cannot be made.	Not available for booking Bookings cannot be made.
12:30 PM	12:40 PM	12:50 PM
Not available for booking Bookings cannot be made.	Not available for booking Bookings cannot be made.	Not available for booking Bookings cannot be made.
01:00 PM	01:10 PM	01:20 PM
	Minerva McGONAGALL Teacher for 10GADA - Dark ...	

Teachers

- Aurora SINISTRA  
12P7H5 - Astronomy Year 12  
Interview Welcome
- Rolanda HOODCH  
09ALCA - Alchemy Y1-9  
Interview Welcome
- Minerva McGONAGALL  
H1133B - Transfiguration Year 12  
Mon 12/06 11:20 AM

## Privacy and Security

When you use Compass you will notice a padlock appears in your browser. This is because Compass uses a technology called SSL (Secure Sockets Layer). This means that your Compass session is encrypted and secure. Further, Compass adheres to PCI DSS compliance obligations to ensure any credit card details are managed safely, consistent with industry credit card regulations.

Please note: Any payments made online using Compass will appear on your credit card statement as COMPASSPAY.COM

We are committed to the privacy of your information. Full information on the Compass Privacy Policy can be found at <http://www.compass.edu.au/corporate/privacy>



## Gizlilik ve güvenlik

Compass'ı kullandığınızda tarayıcınızda bir asma kilit görüldüğünü fark edeceksiniz. Bunun nedeni Compass'ın SSL (Güvenli Yuva Katmanı) adı verilen bir teknolojiyi kullanmasıdır. Bu, Compass oturumunuzun şifrelenmiş ve güvenli olduğu anlamına gelir. Ayrıca Compass, tüm kredi kartı ayrıntılarının sektördeki kredi kartı düzenlemeleriyle tutarlı olarak güvenli bir şekilde yönetilmesini sağlamak için PCI DSS uyumluluk yükümlülüklerine uyar.

Lütfen unutmayın: Compass kullanılarak çevrimiçi olarak yapılan tüm ödemeler, kredi kartı ekstrenizde COMPASSPAY.COM olarak görünecektir.

Bilgilerinizin gizliliğine önem veriyoruz. Pusula Gizlilik Politikasına ilişkin tüm bilgileri şu adreste bulabilirsiniz:  
<http://www.compass.edu.au/corporate/privacy>

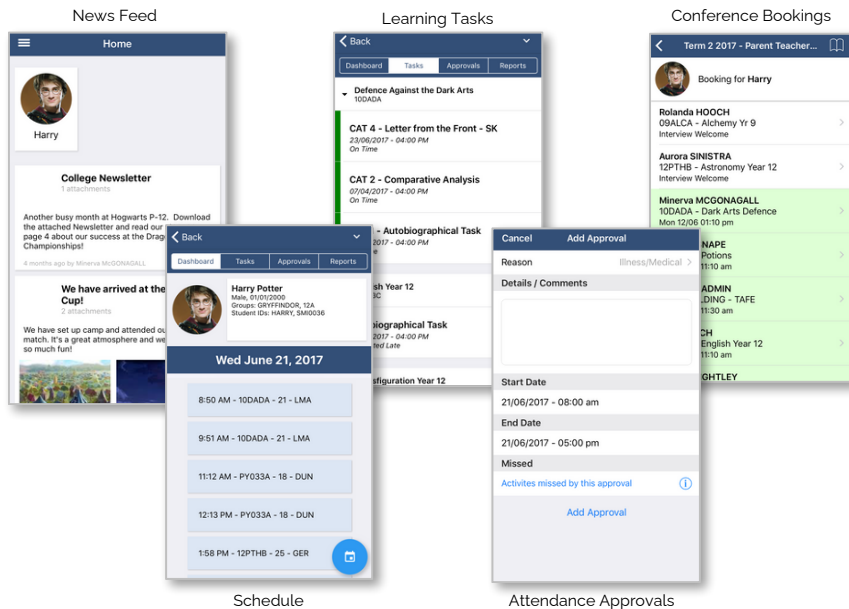


# Compass Apps

You can download the Compass App on iOS and Android devices. Search for "Compass School Manager" in the store.

Using the App you can:

- View the School News Feed
- Receive Push Notifications
- View Schedules
- View Learning Tasks
- Book Conferences
- Add Attendance Notes / Approvals
- View Academic Reports

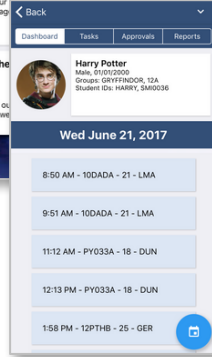
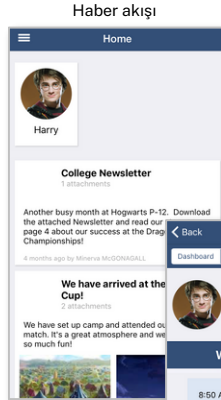


# Pusula Uygulamaları

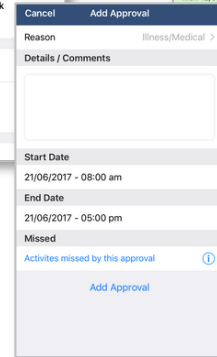
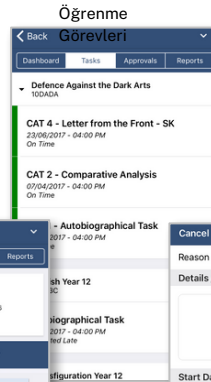
Pusula Uygulamasını iOS ve Android cihazlarınıza indirebilirsiniz. Mağazada “Pusula Okul Müdürü”nü arayın.

Uygulamayı kullanarak şunları yapabilirsiniz:

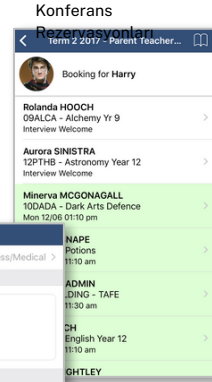
- Okul Haber Kaynağını Görüntüleyin
- Anlık Bildirimler Alma
- Programları Görüntüle
- Öğrenim Görevlerini Görüntüle
- Kitap Konferansları
- Katılım Notları Ekle / Onaylar
- Akademik Raporları Görüntüle



Takvim



Katılım Onayları



Compass Parent Introductory Booklet

Compass School Manager, Compass Education, Compass Photos and the associated logos are registered trademarks used under licence.  
This document is copyright with intellectual property owned or licenced by Compass Education Pty Ltd or in the case of some materials, by third parties.

Copyright 2017. Compass Education PO Box 366 Balwyn North, Victoria 3104

Compass Parent Tanıtım Kitapçığı Compass School Manager, Compass Education, Compass Photos ve ilgili logolar lisans altında kullanılan tescilli ticari markalardır.

Bu belgenin telif hakkı Compass Education Pty Ltd'ye veya bazı materyaller söz konusu olduğunda üçüncü taraflara ait olan veya lisanslanan fikri mülkiyet haklarına sahiptir.